


FALSE DEAD END

A - Coat



False Dead End is an attachment for distribution line and telecommunications poles. They are designed for standard dimension guy ropes from 1/4 " to 1/2 " in diameter and must comply with ASTM A.475 and / or CSA G12 standards. The attachments as well as the shrouds must have the same direction pitch (left hand). The False Dead End achieves 100% tension capacity if the guy ropes are manufactured to specifications of ASTM A.475 and / or CSA G12 grade 180. During its initial installation, up to a maximum of one can be removed and replaced. Maximum of three times the preformed clip. However, if a problem occurs after more than three months of use, then it becomes necessary to change it. This product is manufactured from galvanized steel class A, grade 180 (ASTM-A475 / CSA-G12) standard, and steel class B or Galfan on request.


ZINC **A** coated = **FGNA**
 ZINC **B** coated = **FGNB**
 GALFAN = **FGNG**

Here is a guide to understanding the catalog number. It is divided into 3 parts, ex: **1/4-36-FGNG** , **1/4** is the diameter of the strand, **36** is the length in inches and **FGNG** is for "False dead ends", ex 1/4-36-FGN, A, B or G is the coating.

STRAND		CATALOG		DESCRIPTION		
Diameter±		PAYER code	Reference	Packaging	length± Inch	Color
1/4	3w,7w	1/4-36-FGNA		50	36	Yellow
5/16	3w, 7w	5/16-39-FGNA		50	39	Black
3/8	3w, 7w	3/8-42-FGNA		40	42	Orange
7/16	7w	7/16-48-FGNA		25	48	Green
1/2	7w, 19w	1/2-50-FGNA		15	50	Blue

FALSE DEAD END

B - Coat



False Dead End is an attachment for distribution line and telecommunications poles. They are designed for standard dimension guy ropes from 1/4 " to 1/2 " in diameter and must comply with ASTM A.475 and / or CSA G12 standards. The attachments as well as the shrouds must have the same direction pitch (left hand). The False Dead End achieves 100% tension capacity if the guy ropes are manufactured to specifications of ASTM A.475 and / or CSA G12 grade 180. During its initial installation, up to a maximum of one can be removed and replaced. Maximum of three times the preformed clip. However, if a problem occurs after more than three months of use, then it becomes necessary to change it. This product is manufactured from galvanized steel class A, grade 180 (ASTM-A475 / CSA-G12) standard, and steel class B or Galfan on request.


ZINC A coated = **FGNA**
 ZINC B coated = **FGNB**
 GALFAN = **FGNG**

Here is a guide to understanding the catalog number. It is divided into 3 parts, ex: **1/4-36-FGNG** , **1/4** is the diameter of the strand, **36** is the length in inches and **FGNG** is for "False dead ends", ex 1/4-36-FGN, A, B or G is the coating.

STRAND		CATALOG		DESCRIPTION		
Diameter±		PAYER code	Reference	Packaging	length± Inch	Color
1/4	3w,7w	1/4-36-FGNB		50	36	Yellow
5/16	3w, 7w	5/16-39-FGNB		50	39	Black
3/8	3w, 7w	3/8-42-FGNB		40	42	Orange
7/16	7w	7/16-48-FGNB		25	48	Green
1/2	7w, 19w	1/2-50-FGNB		15	50	Blue

FALSE DEAD END

G - Coat, GALFAN or BEZINAL



False Dead End is an attachment for distribution line and telecommunications poles. They are designed for standard dimension guy ropes from 1/4 " to 1/2 " in diameter and must comply with ASTM A.475 and / or CSA G12 standards. The attachments as well as the shrouds must have the same direction pitch (left hand). The False Dead End achieves 100% tension capacity if the guy ropes are manufactured to specifications of ASTM A.475 and / or CSA G12 grade 180. During its initial installation, up to a maximum of one can be removed and replaced. Maximum of three times the preformed clip. However, if a problem occurs after more than three months of use, then it becomes necessary to change it. This product is manufactured from galvanized steel class A, grade 180 (ASTM-A475 / CSA-G12) standard, and steel class B or Galfan on request.

ZINC A coated = **FGNA**
 ZINC B coated = **FGNB**
 GALFAN = **FGNG**

Here is a guide to understanding the catalog number. It is divided into 3 parts, ex: **1/4-36-FGNG** , **1/4** is the diameter of the strand, **36** is the length in inches and **FGNG** is for "False dead ends", ex 1/4-36-FGN, A, B or G is the coating.

STRAND		CATALOG		DESCRIPTION		
Diameter±		PAYER code	Reference	Packaging	length± Inch	Color
1/4	3w,7w	1/4-36-FGNG	BFDE-9121	50	36	Yellow
5/16	3w, 7w	5/16-39-FGNG	BFDE-9123	50	39	Black
3/8	3w, 7w	3/8-42-FGNG	BFDE-9124	40	42	Orange
7/16	7w	7/16-48-FGNG	BFDE-9125	25	48	Green
1/2	7w, 19w	1/2-50-FGNG	BFDE-9126	15	50	Blue